

# Year 11 (2018/2019) Actual Results

Whole Cohort

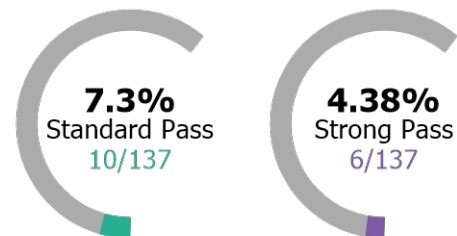
## Pupils

137 Pupils 81 Boys 56 Girls

## Baccalaureate

20

20 Pupils Entered - 14.6%



## Baccalaureate Subjects

	Eng	Ma	Sci	Hums	Lang
<b>Entries</b>	137	137	137	111	22
	100%	100%	100%	81%	16%
<b>Standard</b>	102	82	38	71	19
	74%	60%	28%	52%	14%
<b>Strong</b>	72	33	11	50	17
	53%	24%	8%	36%	12%

## Summary

3.1 -1.02 0.13 0.8  
 APS Sci VA Hums VA Lang VA

## English

Entries	9 to 7	9 to 5	9 to 4	
137	12	72	102	
<b>Pupils</b>	100.00%	8.76%	52.55%	74.45%
<b>Entries</b>	-	8.76%	52.55%	74.45%

## Maths

Entries	9 to 7	9 to 5	9 to 4	
137	3	33	82	
<b>Pupils</b>	100.00%	2.19%	24.09%	59.85%
<b>Entries</b>	-	2.19%	24.09%	59.85%

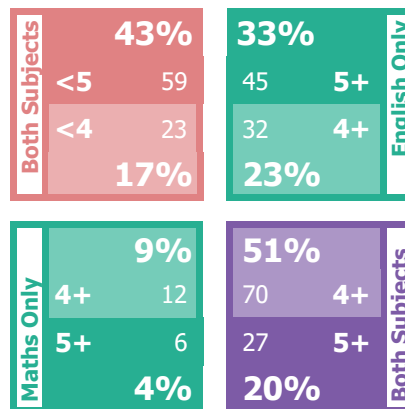
## Science

	Pupils	Entries
<b>1 Science</b>	137	100.00%
Grade 4+	47	34.31%
<b>2 Sciences</b>	137	100.00%
Grade 4+	38	27.74%
<b>3 Sciences</b>	73	53.28%
Grade 4+	23	16.79%
<b>Bio/Chem/Phys</b>	63	45.99%
Grade 4+	21	15.33%

## MFL

	Pupils	Entries
<b>1 MFL Entry</b>	22	16.06%
Grade 4+	19	13.87%
<b>2 MFL Entries</b>	0	0.00%
Grade 4+	0	0.00%

## English & Maths Threshold

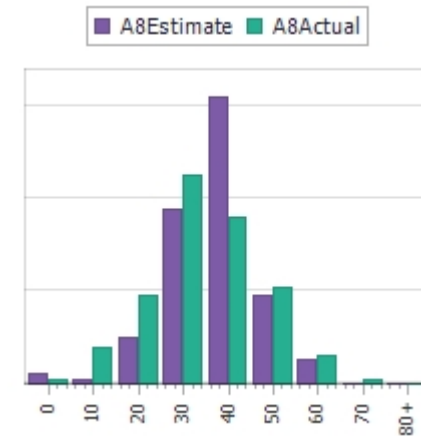


137 Pupils Entered - 100.00%

## Entries

<b>9 to 8 - inc A*'s</b>	(2.74%)
29	
<b>9 to 7 - inc A*-A</b>	(8.87%)
94	
<b>9 to 5 - inc A*-B</b>	(37.17%)
394	
<b>9 to 5 - inc A*-C</b>	(41.70%)
442	
<b>9 to 4 - inc A*-C</b>	(61.23%)
649	
<b>Total</b>	<b>Average</b>
1060.00	7.74

## Progress 8



	A8	P8
English	8.88	-0.24
Maths	7.39	-0.39
EBac	10.07	-0.62
Other	13.19	-0.05

**Overall** 39.51 -0.33

**Filled Slots** 135 98.54%

## Performance

	Pupils	Percent
<b>5 A* to C</b>	73	53.28%
Inc EnMa (4+):	64	46.72%
Inc EnMa (5+):	27	19.71%
<b>5 Grade 5+</b>	31	22.63%
Inc EnMa:	20	14.60%